

Aspen Summit™ Lower Spine Braces

The Aspen Summit line of inelastic braces are designed to help limit motion, providing a controlled environment for healing. Choose from the Summit 456 TLSO, Summit 637 LSO and Summit 631 LSO based on the degree of motion restriction required. Each Summit brace is available as a one size adjustable or the original sized versions.

One Size Adjustable

Comfortably fits waists ranging from 26 to 60 inches and up to 70 inches with the extension panel. The innovative Sure Slot™ sizing mechanism offers multiple sizes in one brace, enabling each brace to comfortably fit various patient shapes and sizes. One size adjustable means the correct size is always on hand, minimizing inventory requirements and significantly reducing costs.



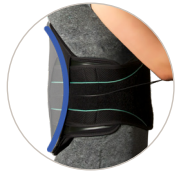
Aspen Acute Restriction Braces Provide a Controlled Environment for Healing



Aspen Acute Restriction braces provide significant motion restriction by acting as a kinematic restrictor¹ for patients needing additional support for healing, and can be safely and quickly applied. Gross motion restriction is often desired in treating injured patients recovering from trauma or surgery.² The goal is to support healing,³ limit recovery time and save money by expediting patient discharge times, accelerating turnaround times and minimizing health risks.

1. Cholewicki J, Lee AS, Reeves NP, Morrissette DC. "Comparison of trunk stiffness provided by different design characteristics of lumbosacral orthoses." *Clin Biomech (Bristol, Avon)*. 2010 Feb; 25(2): 110–114., doi: 10.1016/j.clinbiomech.2009.10.010.
2. Cholewicki, Jacek, et al. "Comparison of Motion Restriction and Trunk Stiffness Provided by Three Thoracolumbosacral Orthoses (TLSOs)." *Journal of Spinal Disorders & Techniques*, vol. 16, no. 5, Oct. 2003, pp. 461–468.
3. Cholewicki, Jacek. "The Effects of Lumbosacral Orthoses on Spine Stability: What Changes in EMG Can Be Expected?" *Journal of Orthopaedic Research*, vol. 22, no. 5, 2004, pp. 1150–1155., doi:10.1016/j.jorthres.2004.01.009.

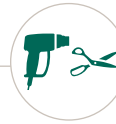
The Aspen Advantage Symbol
An Innovative Feature Available only from Aspen



Custom Support When tightening, the firm but flexible back panel naturally conforms to the patient's lordosis to provide added structural support.





Sure Slot™ System Unique sizing mechanism allows for quick and easy adjustment, without the use of tools.



Easy Access for Modification All structural components are easily removed and can be heat molded, bent or trimmed to accommodate individual patient conditions.

Integrated Anterior Panels Anterior panels at each end of the brace overlap to provide added midline support. Featuring Aspen's innovative FlexTabs™, these panels disperse pressure and naturally conform to each patient's anatomy for increased comfort.

Reliable Structural Integrity Tri-band technology system and integrated vertical stays provide stability and structural integrity for a contoured fit.



Advanced Inelastic Compression Aspen's Super SlickTrack™ System features an independent upper and lower tightening mechanism, providing direct compression where needed to support tight muscles, regardless of patient's strength.

Height Adjusts for Every Body Telescoping shoulder straps on the Summit 456 TLSO provide 13 inches of height adjustment to fit varying patient anatomies. In addition, circumferential adjustability enables a customized fit for every body.



← FITS WAIST CIRCUMFERENCE RANGING FROM 26-60 IN (66-152 CM) AND UP TO 70 IN (178 CM) WITH ASPEN EXTENSION PANEL →

Aspen Summit™ 456 TLSO - Code L0456 Approved	Small - 26-34 in (66-86 cm)	992720	Large - 41-51 in (104-130 cm)	992740
One Size Adjustable - 26-60 in (66-152 cm)	Medium - 33-42 in (84-107 cm)	992730	X-Large - 50-60 in (127-152 cm)	992750
Aspen Summit™ 637 LSO - Code L0637 Approved	Small - 26-34 in (66-86 cm)	992320	Large - 41-51 in (104-130 cm)	992340
One Size Adjustable - 26-60 in (66-152 cm)	Medium - 33-42 in (84-107 cm)	992330	X-Large - 50-60 in (127-152 cm)	992380
Aspen Summit™ 637 LSO Plus - Code L0637 Approved	One Size Adjustable - 26-60 in (66-152 cm)	992420	Large - 41-51 in (104-130 cm)	992440
	Medium - 33-42 in (84-107 cm)	992430	X-Large - 50-60 in (127-152 cm)	992450
Aspen Summit™ 631 LSO - Code L0631 Approved	Small - 26-34 in (66-86 cm)	992520	Large - 41-51 in (104-130 cm)	992540
One Size Adjustable - 26-60 in (66-152 cm)	Medium - 33-42 in (84-107 cm)	992530	X-Large - 50-60 in (127-152 cm)	992550
Aspen Summit™ 631 LSO Plus - Code L0631 Approved	One Size Adjustable - 26-60 in (66-152 cm)	992620	Large - 41-51 in (104-130 cm)	992640
	Medium - 33-42 in (84-107 cm)	992630	X-Large - 50-60 in (127-152 cm)	992650
Aspen Extension Panel - 10 in (25 cm)		992505	Therapy Pack	990005